

# TAKE CONTROL

OF CONTROLLED SUBSTANCES



If you have already completed an approved course, the Department thanks you

This is a courtesy reminder that as of **January 12, 2019**, as mandated under Section 456,0301, Florida Statutes, the Department of Health has yet to receive either:

- Confirmation that you completed the required controlled substance prescribing course; or
- Confirmation that you are not individually registered with the DEA to prescribe controlled substances

**You will not be able to renew your license if you do not complete a Florida approved course by January 31, 2019**

**Please follow the steps below to ensure compliance:**

- 1. Visit our secure "Online Services" website: <http://www.flhealthsource.gov/mqa-services>**
- 2. Do you already have an account?**
  - a. Click "Yes" and log in using your MQA Online Services user ID and password
  - b. Click "No" and follow the instructions provided to complete your one-time account registration
- 3. Once logged in:**
  - a. Go to the "Manage My License" section
  - b. Select "Add/Change DEA Registration" in the dropdown list and follow the instructions to indicate if you hold a current registration with the U.S. Drug Enforcement Administration
    - i. If you hold a current individual DEA Registration
      1. You may provide your DEA number
      2. You **MUST** complete the CE/CME course by January 31, 2019
    - ii. If you are using the DEA registration of an institution or supervisor and do not have an individual DEA registration
      1. Indicate that you are not registered with the DEA
      2. You do not have to take the CE/CME course by January 31, 2019
    - iii. If you do not have a current individual DEA registration
      1. Indicate that you are not registered with the DEA
      2. You do not have to take the CE/CME course by January 31, 2019

After indicating you are not registered with the DEA then you **DO NOT** have to take a course on controlled substance prescribing

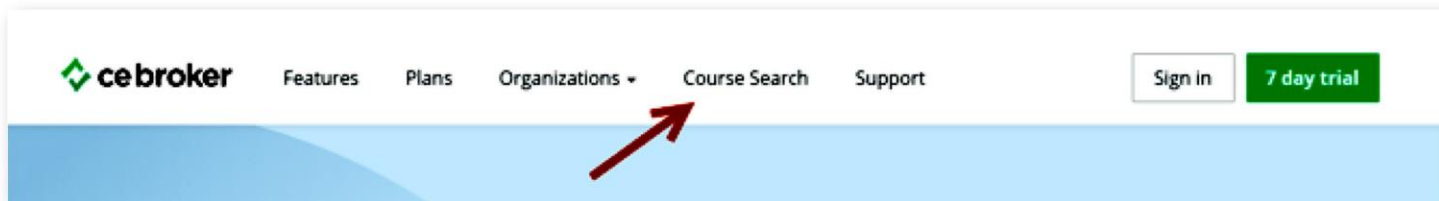


If you have an individual DEA registration, follow the instructions below to take an approved CE/CME course:

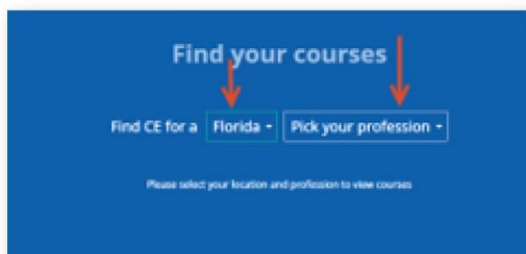
## How do I find the correct course?

**Step 1:** Go to <https://cebroker.com/>

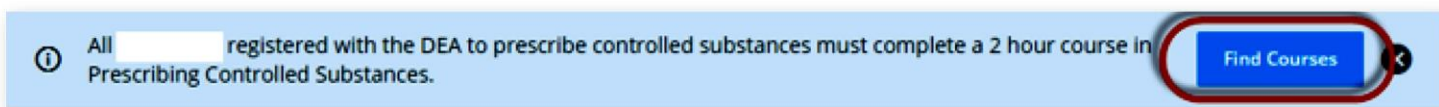
**Step 2:** Click on "Course Search"



**Step 3:** Select "Florida" from the drop-down menu and then select your specific profession



**Step 4:** After selecting your profession, the next screen will show the following box. Click "Find Courses," this will provide you with the required board approved courses



**Step 5:** Take a course: the CE/CME provider will report your completion into your CE Broker account for you.